

JUPITER

2024 Jupiter Marine Fleet





Introducing the 2024 Jupiter Marine Fleet.

Spanning an impressive range of 26 to 43 feet, each semi-custom Jupiter model is meticulously crafted to cater to your specific needs. Look no further; step into the world of our exquisite collection and customize your very own Jupiter on our website. With a legacy of over 35 years in research, engineering, and talent, we proudly offer you a new era of excellence on water.

For an even more immersive experience, join us at boat shows and factory tours to witness firsthand the immaculate fit and finish of our boats, promising years of cherished memories. This is your first step to a future of incredible experiences on the water. Welcome to your new home away from home: Jupiter Marine.



TABLE OF CONTENTS

Custom-Made.....	7
Hand-Crafted.....	8
A World of Color.....	11
Details Matter.....	13
We Set the Standard.....	15
The History of an Heirloom.....	16
26.....	19
30.....	20
32.....	23
34.....	24
340LS/380LS.....	26
38.....	29
40.....	30
41SB.....	33
43.....	34
Lifestyle.....	37
Testimonials.....	38
Jupiter Family.....	40



CUSTOM-MADE

At Jupiter Marine, enjoy a true semi-custom product, ensuring that each boat is unique and tailored to your preferences. Our top priority has always been to build the finest boats that exceed the expectations of our customers. This means that no two boats are quite alike, guaranteeing that yours is truly one of a kind. As you navigate the water, it's not just about standing out on the dock; it's about the exceptional comfort, design, and performance that sets your vessel apart. Take the helm of a Jupiter crafted for you and you alone, reflecting your individuality in every detail. If you can dream it, we can craft it.

HAND-CRAFTED

As a limited production builder, Jupiter is committed to yacht level quality, with precision from start to finish. Mass assembly is not in our vocabulary; each step of our production process adheres to rigorous controls and the industry's highest standards. We start with the best materials available. Our hulls are constructed with engineered multi-directional fabrics infused with vinyl ester resin, uni-grid stringer systems, and a high-density ceramic matrix core transom that is so durable, we proudly offer a lifetime limited hull warranty for structural integrity. The transom and integrated engine bracket are made with a pourable ceramic compound that provides exceptional strength and is then married to the hull before vacuum resin infusion chemically bonds the two parts together to form one solid piece, from pulpit to swim platform edge. We add premium mechanical, plumbing, and electrical systems to ensure years of dependable use. Our fit, finish, and attention to detail is second to none. We continue to hear "No other boat has the classic lines of a Jupiter!" Before each Jupiter is delivered, it is completely inspected and sea tested. We take great pride in building our boats as well as the satisfaction in knowing you will be just as proud to own one.





A WORLD OF COLOR

AWLCRAFT 2000 BY AWLGRIP



Aqua Mist

Jupiter Marine is proud to offer sensational Awlcraft premium colors that turn heads on the water and all over the world. Are you more of a sleek Whisper Gray or Anthracite Gray? How about a Bahamas-bound Aqua Mist or Ice Blue? No matter what color you choose, it will look pristine. We offer custom color matching to your desired shade. When the sun is up, you can bet there is a glowing reflection making your Jupiter stand out as the cleanest vessel out there.

AWLGRIP[®]



DETAILS MATTER. (We've Got That Covered.)

Distinction:

Jupiter Marine is a family owned and operated business. Around 100 boats are crafted annually, which offers many benefits including increased custom capabilities, industry-leading fit and finish, and keeps us in the light of a high-end exclusive product.

Performance:

Posi-Stern Hull Design: Creates more lift, fast and stable ride, and keeps passengers dry.

Wiring: All Harnesses are Custom-Made In-House; Tinned Copper with Watertight Deutsch Connectors.

Custom Additions Based on Performance Goals: Cruising, Fishing, and Yacht Tenders.

Comfort:

Premium Comfort Upholstery

Gyro Stabilization Options

Luxurious and Spacious Interior

Design:


Sport-Yacht Helm Layout

Release Marine Teak Helm Seats

Perfect Fit & Finished Transom

Rigid Structure

Three-Piece Construction: Enhanced Fishability





WE SET THE STANDARD.

Jupiter Marine sets the standard for customization and quality features, ensuring that your dream boat exceeds all expectations for you and your family. Our extensive range of custom options include, but is not limited to: Teak Packages, Seakeeper Gyro Stabilization, RIDE Vessel Attitude Control Systems, Luxury and Sport Upholstery options, Gemlux Carbon Fiber Outriggers, Livewell Aquarium Windows, and Custom-Installed Garmin Electronics Packages, all designed to cater to your specific preferences. Additionally, every model comes standard with exceptional features such as Yamaha Outboard Engines, Release Marine Teak Helm Seats, Hybrid Forward Seating, JL Audio Stereo Systems, and sleek Matte Black Edson Steering Wheels to name a few. The attention to detail on a Jupiter yacht is unmatched. Experience exceptional craftsmanship for yourself.



THE HISTORY OF AN HEIRLOOM...



For decades, since 1989, Jupiter Marine has stood at the pinnacle of outboard offshore sport fishing boat production worldwide. This achievement is no mere coincidence. It's a testament to our commitment to excellence, marked by craftsmanship, superior fit and finish, and a phenomenal ride experience. This is why owners have such a strong passion and loyalty for the brand.


Under the leadership of industry legend Carl Herndon, the founder and CEO of Blackfin Yacht Corporation and former President of Bertram Yachts, the family-operated enterprise has not only thrived, but also continued to amplify its storied reputation. Presently, at the helm of the company, Todd and Carisa Albrecht, our esteemed President and CEO, work together infusing a wealth of industry wisdom into the company's DNA to consistently produce vessels of the utmost distinction. Todd and Carisa Albrecht have honed their skills through tenures at well-known boat manufacturers within the industry and have now made their way back to Jupiter to carry on the family legacy. So, what truly makes Jupiter unique? First is the incredible yacht-grade fit and finish on every boat- you'll find meticulous craftsmanship in every inch. Jupiter boats are also famous for their superior handling in unpredictable seas. This is largely because of the unique Posi-Stern Hull Pad Bottom design that is unlike any other. Jupiter discovered that if you accurately scale the pad-bottom hull, the boat will track straight and true with minimum effort at the helm. In contrast, stepped hulls tend to shift more to one side or the other of the center of gravity, giving a non-sure-footed sensation. Pad-bottom and stepped hulls have a common goal, reducing

drag and wetted surface, but only the Posi-Stern® design does so all while allowing the boat to track straight and true with effortless input at the helm. For this reason, Jupiter provides top notch comfort to turn smoothly and predictably while running to the fishing grounds in nasty seas.

At sea trials, even life-long, experienced boaters are blown away by the Jupiter performance. With throttles pinned, the boat jumps to life and is on plane within a couple of seconds. Jupiter's Posi-Stern Hull Pad Bottom is part of the reason the boats are so quick to plane. In fact, Yamaha often uses Jupiter models as test boats for their engines, props, and R&D. There is no other hull with the performance and benefits of Jupiter's trademark Posi-Stern Hull Pad Bottom. There is no hull stronger. Jupiter boat hulls also adhere to all ABYC standards with a 3X safety factor.

Since 1991 with the inception of the legendary 31', Jupiter Marine has steadily evolved to offer an extensive fleet of 10+ models in 2024, the newest models being the 340 LS & 380 LS. This historical journey has firmly established Jupiter as a preeminent brand within the industry. Dedicated to innovation, significant resources are invested into cutting-edge research and technology and seamlessly blended with proven craftsmanship. This unique fusion results in boats that stand the test of time, destined to be cherished heirlooms passed down through generations. A Jupiter boat embodies the essence of a treasured legacy, an investment in not just a vessel, but in the enduring memories and traditions of your very own Jupiter family.





26

BACK & BETTER THAN EVER



SPECIFICATIONS

L.O.A., HULL: 26'5"
BEAM: 8'8"
MAX HP RATING: 450 HP
BRIDGE CLEARANCE: 7'10"
DEADRISE (FWD/AFT): 60° / 23°
DRY WEIGHT (W/ENGINES): 5,460 LBS.
OPERATING WEIGHT (APPROX.): 6,400 LBS.
DRAFT - MOTORS UP: 20"
DRAFT - MOTORS DOWN: 31"
FUEL CAPACITY (STD): 150 GAL
WATER CAPACITY: 20 GAL

STANDARD POWER

- Twin Yamaha F200, with HelmMaster Joystick & Auto Pilot, White

STANDARD PAINT / GELCOAT

- Standard Jupiter White Gelcoat, Entire Hull
- Boot Stripe with Jupiter Logo
- Custom Oversized Hardtop w/ Powdercoated Frame

STANDARD SEATING / UPHOLSTERY

- White Upholstery with Diamond Stitching
- Forward Seating Backrests, Removable
- Double Helm Seat w/ Flip-Up Bolsters and Armrests

STANDARD MECHANICAL / ELECTRICAL

- Garmin Electronics Package
- JL Audio Speaker and Amp Package
- 3 Bank Battery Charger

STANDARD DECK / COCKPIT / FISHING

- Kingfish-Style Rod Holders Mounted on T-Top, Pair
- Three Pair of 30° Rod Holders, Gunwale Mounted

CUSTOM OPTIONS

- Gelcoat Color, Entire Hull (Ice Blue/ Whisper Gray)
- Windlass with SS Anchor and Line
- Gemlux Deluxe Outrigger Bases with 18' Bluewater Carbon Fiber Poles, Telescoping
- Transom Top Seating & Wrap Around Backrests, Removable



30

A POWERFUL MULTITASKER

SPECIFICATIONS

LOA, HULL	29'6"
BEAM	9'4"
MAX HP RATING	600 HP
BRIDGE CLEARANCE WITH T-TOP	8'10"
DEADRISE FWD / AFT	60° / 24°
DRY WEIGHT WITH ENGINES	7,590 LBS
OPERATING WEIGHT APPROX	10,041 LBS
DRAFT MOTORS UP / DOWN	22" / 33"
STANDARD FUEL CAPACITY	262 GAL
WATER CAPACITY	35 GAL
HOLDING TANK	6 GAL

If you're in the market for a do - everything boat, welcome aboard. From offshore fishing to waterfront dining, from secluded beaches to parties at the yacht club, the sleek and powerful Jupiter 30 – outfitted with gorgeous features and seating options – masters it all with impeccable performance and style.









32

A LEGEND IS BORN

SPECIFICATIONS

LOA, HULL	32'8"
BEAM	9'9"
MAX HP RATING	900 HP
BRIDGE CLEARANCE	8'8"
DEADRISE FWD / AFT	60°/24°
DRY WEIGHT W/ENGINES	9,215 LBS
OPERATING WEIGHT	12,815 LBS
DRAFT MOTORS UP / DOWN	24"/36"
STANDARD FUEL CAPACITY	300 GAL
WATER CAPACITY	35 GAL
HOLDING TANK	6 GAL

Introducing the Jupiter 32 – the model that proudly embodies the legacy of the iconic Jupiter 31. Crafted with the impeccable fit and finish for which our brand is renowned, the 32 also features the legendary ride and run synonymous with Jupiter models of the past. Now, freshly launched and packed with modern-day features, this boat builder's dreamboat is ready to head offshore and make a bold statement wherever she runs.




34

FROM FISHING TO CRUISING

SPECIFICATIONS

LOA, HULL	33'9"
BEAM	10'5"
MAX HP RATING	900 HP
BRIDGE CLEARANCE W/ T-TOP	9'2"
DEADRISE FWD / AFT	60° / 24°
DRY WEIGHT W/ ENGINES	9,880 LBS
OPERATING WEIGHT APPROX	14,784 LBS
DRAFT MOTORS UP / DOWN	24" / 36"
FUEL CAPACITY STANDARD	390 GAL
WATER CAPACITY	50 GAL
HOLDING TANK	15 GAL

The Jupiter 34 is considered one of the most attractive center consoles on the water today and can be personalized to fit individual preferences. Designed to look great at dockside and even better on open seas, the hull provides a smooth, dry ride in a variety of sea conditions. This model accommodates serious tournament anglers while providing the roominess, comfort, and amenities for today's boating lifestyle. Either way, it's a real catch.





340LS & 380LS

WHERE LUXURY MEETS SPORT

LS EXCLUSIVE FEATURES

- 3-Piece Enclosed Glass Windshield, Fully Integrated into the Console Structure
- Easy Accessibility to the Battery Switches and Breaker Panel
- Insulated Console Lounger Cooler with Removable Divider and Molded-in 5gal Bucket Storage
- Above-Helm Sunroof
- Teak accents at Helm, Console Entry, Step & Floor
- Upholstered Helm Brow
- Console Interior Backlit Mirror
- Console Interior Backlit Ceiling Upholstered Pad
- JL Audio Hardtop Speaker Package (Additional 2 x 6.5" & 2 x 7.7")
- JL Audio Integrated DSP Amplifiers
- Under Gunwale Marine Mat Reel Protector Pads, at All Rod Racks
- ROKK Wireless Phone Charging Pad at Helm
- ICOM M510 VHF Radio with Remote Mount Mic
- Grey Gel Coat Helm For Improved Visibility and Reduced Glare
- New Console Interior with Storage Spaces, Built-in Fire
- Extinguisher Mount & Effortless Electronics Service Access
- Hardtop with Integrated Handrails and Water Gutters
- 4 Helm Cup Holders
- Optional Teak Package (Helm Standing Pad, Transom Boarding Steps)

Welcome to a new era of excellence with the 340LS and 380LS models. Merging the realms of luxury and sport, these vessels epitomize a seamless blend of aesthetics, modern technology, and usability. These models inherit their proven original hulls while embracing an all new, sleek modern console affording vastly improved protection from the elements. The helm exemplifies commitment to efficiency, featuring easily accessible battery access, a 3-piece enclosed glass windshield, and exquisite teak accents. This yacht-inspired design ensures not only an attention-grabbing presence on the water but also comfort for all passengers. Prepare to step up your Jupiter experience with the perfect fusion of all the best features in this one seminal design.










38

PERFORMANCE DELIVERED

SPECIFICATIONS

LOA, HULL	38'2"
BEAM	10'7"
MAX HP RATING	1,275 HP
BRIDGE CLEARANCE WITH STD T-TOP	9'2"
DEADRISE FWD/AFT	60° / 24°
DRY WEIGHT WITH ENGINES	11,480 LBS
OPERATING WEIGHT APPROX	15,844 LBS
DRAFT MOTORS UP / DOWN	24" / 36"
STANDARD FUEL CAPACITY	475 GAL
WATER CAPACITY	50 GAL
HOLDING TANK	15 GAL

The Jupiter 38 is celebrated for its unwavering confidence in navigation, a testament to its flawless design and performance, even in the most challenging weather conditions. The 38 is truly as seaworthy as it is noteworthy. Equal parts brawn and brains, it comes loaded with everything needed to stand up to tuna, marlin, and more. Then when it's time to celebrate a good day on the water, you can stretch out and relax on spacious bow seating for a sunset cruise.




40 THE GOOD LIFE BEGINS AT 40



SPECIFICATIONS



LOA, HULL	39'11"
BEAM	11'11"
BRIDGE CLEARANCE WITH STND T-TOP	12'
DRAFT MOTORS UP/DOWN	24" / 39"
FUEL CAPACITY, STANDARD DIESEL	500 GAL 20 GAL
DRY WEIGHT WITH ENGINES	16,000 LBS
DRY WEIGHT WITH ENGINES FULL	22,000 LBS
HOLDING TANK WITH OVERBOARD DISCHARGE THRU-HULL	15 GAL
WATER CAPACITY	50 GAL
DEADRISE	24°
MAX HP RATING	1,350 HP
SLEEPING CAPACITY	2 PERSONS
GENERATOR DIESEL	6.5KW
WATER HEATER	6.5 GAL 240V

Welcome to the big 4-0. This is the product of a company and a design team at the very top of our game. We are proud to say that the 40 is as powerful and agile as we expected her to be. This vessel has been tested and proven to handle any foul weather in distinctive Jupiter fashion: with yacht-quality comfort, performance, and an unwavering confidence at the helm. Try it out yourself and experience beast-mode performance with the 40.









41SB

BEAUTIFUL AND BOLD

SPECIFICATIONS

LOA, HULL	40'3"
BEAM	12'8"
HULL DRAFT (TO BOTTOM OF PROPS)	42"
HULL DRAFT (ENGINES UP)	25"
BRIDGE CLEARANCE ON TOP OF HARDTOP	11'1"
FUEL CAPACITY, STANDARD	493 GAL
OPERATING WEIGHT APPROX	24,260 LBS
HOLDING TANK CAPACITY	18 GAL
WATER CAPACITY	80 GAL
DEADRISE	18°
MAX HP (YAMAHA OB)	1,400 HP
SLEEPING CAPACITY	5 PERSONS
DIESEL	43 GAL
LOA, HULL	40'3"
BEAM	12'8"

The flagship model of a flagship fleet, the remarkable 41SB sports an abundance of Jupiter craftsmanship, comfort, and performance. Whether you're sport fishing or cruising to the yacht club, the Jupiter 41SB has a premium design that seamlessly blends sport, class, and ease. An enclosed bridge keeps you comfortably out of the elements in a climate-controlled helm and seating area. This vessel offers accommodations for the whole family, including onboard entertainment, sun-tanning areas, a spacious head, and a full galley. Go bold and arrive in confidence with the gorgeous Jupiter 41SB.




43

BORN TO FISH



SPECIFICATIONS

LOA, HULL	43'1"
LOA, WITH ENGINES	45'5"
BEAM	12'6"
HULL DRAFT (TO BOTTOM OF PROPS)	43"
HULL DRAFT (ENGINES UP)	27"
FUEL CAPACITY, STANDARD	602 GAL
DRY WEIGHT WITH ENGINES	18,175 LBS
OPERATING WEIGHT APPROX	26,797 LBS
HOLDING TANK CAPACITY	15 GAL
WATER CAPACITY	78 GAL
DEADRISE	24°
MAX HP (YAMAHA OB)	1,800 HP
SLEEPING CAPACITY	2 PERSONS
DIESEL	49 GAL

In the over-40' class of center console platforms, the Jupiter 43 raises the bar for performance and comfort without compromising one inch of fishability. The design for the Jupiter 43 combines the best elements of a premium sportfishing yacht with all the advantages of a nimble center console, blending them into a sportfisher worthy of the Jupiter name. This vessel was born ready for any offshore send. Now, step up even better with optional dual row seating and more to come...









LIFESTYLE #JUPLIFE

The close-knit community of Jupiter owners, captains, and teams provides a home you never knew you needed. When you decide to own a Jupiter, you join a special fraternity of outstanding boaters. To you, family time is a cherished time. An opportunity to spend quality time with one another, share stories, and make lifelong memories. It's the thrill of catching that first wahoo or watching the sun go down after a perfect day on the water. When you own a boat that is uniquely yours, the ocean is your playground full of endless opportunity. Life is too short for regrets. Get out there and fish with your Jupiter Marine Family.



TESTIMONIALS



"I am blown away by the fit and finish on my new 43'. The dual-row seating is awesome. Thank you for making my ride custom and clean. I wouldn't hesitate to recommend Jupiter Marine to anyone."

~ Mark M., FL

"Can't thank you guys enough- your staff's positive attitude sets you guys apart from the other companies I've worked with."

-Lori K, Puerto Rico

"Customer service has been phenomenal. We have never had an issue with the boat but we have reached out several times with a question or two. The staff seems to take pride in what they do, take their time with the customers and believe in the brand. This is almost impossible these days and it cannot be appreciated anymore. We hope you take a second to give your staff kudos and appreciate what the brand has going for it. It is truly unique."

~TJ, Cape May, NJ

"Wanted to express how impressed we are with our Jupiter. The attention to detail and fit and finish is second to none in the

industry. The only boats I have been on that rival the quality are custom yachts and it is plainly visible to everyone we have had on the boat."

~Chris P., Marco Island FL

"I always look forward to chatting with the guys at Jupiter Marine at boat shows and tournaments. They truly listen and want the best fit for my family."

~Louis R., Miami FL

"Jupiter Marine treats even the owners of smaller boats like they own the company."

~John P., Mobile AL

"Best riding hull I've ever run hands down!!! I brag about the 34 all the time."

~ Kurt H., Bahamas

"We can't say enough about the exceptional quality of my Jupiter. We met the guys at the factory and their positive attitude and willingness to help throughout the process was unmatched."

~ Sarah & Matt T., New York





Red t-shirt with a logo

Grey polo shirt

Dark grey t-shirt

Dark blue t-shirt with "GAP" logo

Red long-sleeve shirt

Green long-sleeve shirt

Pink t-shirt

Red t-shirt with "Hollister" logo

Grey t-shirt

Yellow and blue t-shirt

JUPITER

JUST DO IT

THE ONES TO REMEMBER
MARCH 2018

HUNGRY



IMAGES PROVIDED BY:
Center Consoles Only
Out Your Front Door
Jupiter Marine International
Kelektive Production Company
Boats Daily
Jupiter Marine Dealerships & Customers

JUPITER

SINCE 1989

Jupiter Marine International • 1103 12th Ave East • Palmetto, FL, 34221

jupitermarine.com

POWERED BY  **YAMAHA**